

Dulux

Acratex

Roofing Colour Guide

Colorbond®
Monument®

Worth doing, worth Dulux.

Give your home the roof it deserves with Dulux Acratex

A roof provides more than just shelter, it is an extension of your home and should be given the same love and care to match the interior.

That's where we come in. The Dulux® Acratex® Roof Restoration range of products, backed by the most trusted paints brand in Australia*, provide an opportunity to refresh, revitalise and transform your roof.

To reinforce the quality of Dulux Acratex, we offer a 15 year warranty covering film integrity, peeling and cracking[^]. Let us increase your street appeal and keep your roof looking better for longer.



Colorbond®
Monument®

COLOUR NOTES

The Solar Absorptance (SA) refers to the amount of solar radiation that a roof absorbs, with the remaining portion being reflected. The lower a SA% the cooler the surface temperature will be.

Total Solar Reflectance (TSR) measures a surface coating's reflective capability. A high TSR% means the surface is more effective at reflecting the radiation from the sun.

Colours marked with * can be ordered with InfraCOOL® Technology - in gloss finish only. InfraCOOL Technology decreases the SA to make darker colours cooler than their standard equivalent. To learn more about InfraCOOL Technology please visit acratex.com.au

[^]A 15 year material warranty is issued when the Dulux Acratex Roof Membrane coating system has been applied by a professional roofing applicator, according to the product specification, spreading rates and surface preparation details outlined in the relevant DuSpecPlus® specification guides. System warranties cover film integrity, peeling and cracking and are subject to the conditions set out in the warranty document. For more information on our products and the terms and conditions of this warranty, please visit acratex.com.au or call Acratex customer service on 13 23 77.

Trending Colour Schemes



Colour Scheme 1


Colorbond® Monument®

SA: 91% TSR: 9%
SA: 75% 🌟 TSR: 25% 🌟



Linseed

SA: 64% TSR: 36%



Natural White™


SA: 20% TSR: 80%



Colour Scheme 2

Colorbond® Surfmist®

SA: 36% TSR: 64%




Casper White Quarter

SA: 25% TSR: 75%



Hammer Grey

SA: 87% TSR: 13%



Colour Scheme 3


Colorbond® Basalt®

SA: 88% TSR: 12%



Silkwort

SA: 59% TSR: 41%



Lexicon® Half


SA: 19% TSR: 81%



Colour Scheme 4


Colorbond® Ironstone®

SA: 89% TSR: 11%



Grey Pail

SA: 55% TSR: 45%



Lexicon®


SA: 24% TSR: 76%

Colours shown are as close as possible to actual colours and finishes may vary depending on the application. Due to limitations of your display screen and the printing process; photographic, printed images and colour swatches may not represent the true colour. Refer to actual samples for exact colour and finish.


Greys

Taking inspiration from grey stone hues can help your home blend in with the local surroundings. With a wide variety of shades, create a classic look that will stand the test of time.






Colorbond® Windspray®
SA: 78% TSR: 22%




Colorbond® Dover White™
SA: 25% TSR: 75%




Vivid White™
SA: 12% TSR: 88%



Colorbond® Basalt®
SA: 88% TSR: 12%



Colorbond® Southerly®
SA: 54% TSR: 46%




Cool Grey
SA: 33% TSR: 67%



Colorbond® Woodland Grey®
SA: 88% TSR: 12%
SA: 70% * TSR: 30% *



Colorbond® Shale Grey™
SA: 59% TSR: 41%




Light Grey
SA: 46% TSR: 54%



Colorbond® Monument®
SA: 91% TSR: 9%
SA: 75% * TSR: 25% *



Mid Grey
SA: 78% TSR: 22%
SA: 59% * TSR: 41% *



Colorbond® Bluegum®
SA: 77% TSR: 23%

Colours shown are as close as possible to actual colours and finishes may vary depending on the application. Due to limitations of your display screen and the printing process; photographic, printed images and colour swatches may not represent the true colour. Refer to actual samples for exact colour and finish.

Naturals

Natural tones can help to create a timeless street appeal, whilst darker hues can help to modernise your look. Whether you want your home to stand out or blend in, we have a colour to suit your needs.





Colorbond® Surfmist®
SA: 36% TSR: 64%



Colorbond® Evening Haze®
SA: 43% TSR: 57%




Colorbond® Dune®
SA: 59% TSR: 41%



Colorbond® Classic Cream™
SA: 34% TSR: 66%



Colorbond® Paperbark®
SA: 52% TSR: 48%




Colorbond® Gully®
SA: 83% TSR: 17%




Merino
SA: 54% TSR: 46%




Colorbond® Cove®
SA: 77% TSR: 23%



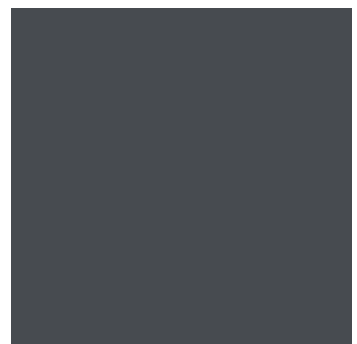
Colorbond® Mangrove®
SA: 86% TSR: 14%



Colorbond® Wallaby®
SA: 85% TSR: 15%



Colorbond® Jasper®
SA: 74% TSR: 26%



Colorbond® Ironstone®
SA: 89% TSR: 11%

Colours shown are as close as possible to actual colours and finishes may vary depending on the application. Due to limitations of your display screen and the printing process; photographic, printed images and colour swatches may not represent the true colour. Refer to actual samples for exact colour and finish.

Reds

Traditional red roofing is an Australian iconic element. Earthy reds and terracottas bring a familiar warmth to your home, whilst paring well with other natural tones.



Terracotta

SA: 58%

TSR: 42%



Dark Terracotta

SA: 62%

TSR: 38%



Tuscan Red

SA: 66%

TSR: 34%



Clay Brick

SA: 67%


TSR: 33%



Heritage Red

SA: 65%

TSR: 35%



Colorbond® Manor Red®

SA: 67%

TSR: 33%


Colours shown are as close as possible to actual colours and finishes may vary depending on the application. Due to limitations of your display screen and the printing process; photographic, printed images and colour swatches may not represent the true colour. Refer to actual samples for exact colour and finish.

Greens


Green shades are part of our natural surroundings and the perfect choice to use on the exterior of our homes. They can complement an organic setting and help to camouflage your roof within the bush canopy.



Colorbond® Pale Eucalypt®
SA: 78% TSR: 22%



Mist Green
SA: 79% TSR: 21%




Colorbond® Wilderness®
SA: 83% TSR: 17%



Colorbond® Cottage Green®
SA: 73% TSR: 27%



Caulfield Green
SA: 87% TSR: 13%



Brunswick Green
SA: 91% TSR: 9%

Colours shown are as close as possible to actual colours and finishes may vary depending on the application. Due to limitations of your display screen and the printing process; photographic, printed images and colour swatches may not represent the true colour. Refer to actual samples for exact colour and finish.

The Roof Restoration Process

The roof restoration process will vary depending on the condition and material of your roof, and the type of repairs needed. A roof restoration carried out by a roofing professional generally includes the following steps:



1. INSPECTION

The entire roof is inspected for damaged tiles, loose or missing bedding, moss and lichen.



2. CLEAN

The roof is high pressure washed at 4000 PSI with water, using lay-flat hosing as required.



3. REPAIR

Damaged tiles and faulty valley irons are replaced where required.
Ridge capping is re-bedded, where required.



4. POINTING

Use Acratex Roof Pointing where required.
Note: There is also the option to complete this step following the application of Roof Membrane.



5. STERILISE

Fungal and algal spoilage must be treated before recoating. Acratex PrepTreat is applied after cleaning to sterilise the surface. This step may not be required in all cases.



6. PRIMER/SEALER

The entire roof area is sealed to ensure strong adhesion with the Roof Membrane coating.
A range of specialty primers are designed to work in system to suit specific conditions and material.



7. ROOF MEMBRANE

Two coat application of the Acratex Roof Membrane formula provides an easy application that's perfect for tiled roofs.



1. INSPECTION

The entire roof is inspected for damage and preparation requirements.



2. CLEAN

The roof is high pressure washed at 4000 PSI with water, using lay-flat hosing as required.



3. REPAIR

All rusted and damaged roof screws, fittings, faulty sheets and valley irons are replaced as required.



4. STERILISE

Fungal and algal spoilage must be treated before recoating. Acratex PrepTreat is applied after cleaning to sterilise the surface. This step may not be required in all cases.



5. PRIMER/SEALER

Specialist corrosion control primers are applied where required. System options for Galvanised, Zinalume® or precoated metal.



6. ROOF MEMBRANE

Two coat application of the Acratex Roof Membrane formula provides an easy application that's perfect for metal roofs.

MAINTENANCE TIP

To ensure that your roof remains in the best possible condition, some simple care and maintenance should be undertaken.

Visit duluxroofing.com.au to access the Care & Maintenance Guide for your roof.



Dulux Acratex Leading Technology

Dulux Acratex Roof Membrane has been specially formulated with HueTech® technology to offer excellent UV and colour fade resistance.



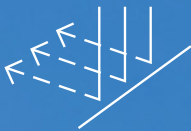
Available in a wide range of Dulux & Colorbond® colours



15 year material warranty[^]



Suitable for concrete, terracotta & metal roofs



Durable coating for long life protection



Protects against dirt & atmospheric pollutants



Suitable for collection of drinking water[~]

HueTech Technology

Dulux Acratex Roof Membrane is based on HueTech technology, a full acrylic elastomeric paint technology that provides flexibility and resistance to withstand the harsh Australian sun.

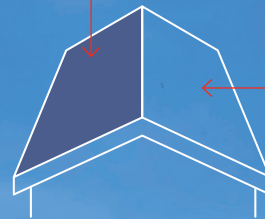
Our advanced roof membrane coating seals your roof and keeps it protected from the elements, while transforming the appearance of your home.

COATED WITH

Dulux

Acratex

The Dulux Acratex Roof Membrane system provides protection and colour durability for your roof.



Faded colour after years of sun exposure.





Dulux
Silver Tea
Set

Colorbond®
Night Sky®

Dulux

Acratex

For more information on a professional roofing applicator in your local area, please visit: duluxroofing.com.au

Our Help & Advice team is available to assist with any roofing questions



Call **13 23 77**



Live Chat
Available 7 days
at dulux.com.au

*As voted by Australians in the 2023 Readers Digest Most Trusted Survey.

^A 15 year material warranty is issued when the Dulux Acratex Roof Membrane coating system has been applied by a professional roofing applicator, according to the product specification, spreading rates and surface preparation details outlined in the relevant DuSpecPlus specification guides. System warranties cover film integrity, peeling and cracking and are subject to the conditions set out in the warranty document. For more information on our products and the terms and conditions of this warranty, please visit acratex.com.au or call Acratex customer service on 13 23 77.

~Refer to instructions on packaging for further details.

Colours shown are as close as possible to actual colours and finishes may vary depending on the application. Due to limitations of your display screen and the printing process; photographic, printed images and colour swatches may not represent the true colour. Refer to actual samples for exact colour and finish.

Dulux Acratex is a division of DuluxGroup (Australia) Pty Ltd. ABN 67 000 049 427.

Dulux, Acratex, DuSpecPlus, HueTech, InfraCOOL, Lexicon, Worth doing, worth Dulux and the Dulux Sheepdog are registered trade marks of DuluxGroup (Australia) Pty Ltd. The InfraCOOL Star Symbol, Natural White and Vivid White are trade marks of DuluxGroup (Australia) Pty Ltd. Colorbond, Zinalume, Monument, Surfist, Basalt, Ironstone, Windspray, Southerly, Woodland Grey, Bluegum, Evening Haze, Dune, Paperbark, Gully, Cove, Mangrove, Wallaby, Jasper, Manor Red, Pale Eucalypt, Wilderness, Cottage Green and Night Sky are registered trade marks of BlueScope Steel Limited. Dover White, Shale Grey and Classic Cream are trade marks of BlueScope Steel Limited. ©2024